



City of Coral Gables

HURRICANE PREPAREDNESS GUIDE

Hurricane Season June 1 - November 30

**RECEIVE EVACUATION
ASSISTANCE OR WELLNESS
CHECKS AFTER A DISASTER**
Sign up by dialing 311 or visiting
miamidade.gov/hurricane.

 @cityofcoralgables

 @cityofcoralgables

 @cityofcoralgables

 YouTube.com/coralgablestv

 **Subscribe to ENews:**
www.coralgables.com

 **Download the app:**
Everbridge

CORAL GABLES
THE CITY BEAUTIFUL

www.coralgables.com

WATCH VS. WARNING

HURRICANE WATCH means hurricane force conditions (sustained winds of at least 74 mph) are possible in the area within 48 hours.

HURRICANE WARNING means hurricane-force conditions (sustained winds of at least 74 mph) are expected in your area in 36 hours or less.

HURRICANE CATEGORIES



1	2	3	4	5
WIND 74-95 mph	WIND 96-110 mph	WIND 111-129 mph	WIND 130-156 mph	WIND 157 mph or higher
DAMAGE Very dangerous winds will produce some damage.	DAMAGE Extremely dangerous winds will cause extensive damage.	DAMAGE Devastating damage will occur.	DAMAGE Catastrophic damage will occur.	DAMAGE Catastrophic damage will occur.

Know Your Zone

STORM SURGE PLANNING ZONES

Storm surge is the greatest threat to life and property from a hurricane. It occurs when water from the ocean is pushed on shore by the force of tropical storms or hurricanes. This is why Miami-Dade County residents are asked to evacuate coastal areas.

A **Storm Surge Planning Zone** is an area that could potentially be affected by a storm surge of 1 ½ feet or higher during a hurricane. Evacuation decisions are based on storm surge predictions.

Zone A is at greatest risk for storm surge for Category 1 and higher storms.

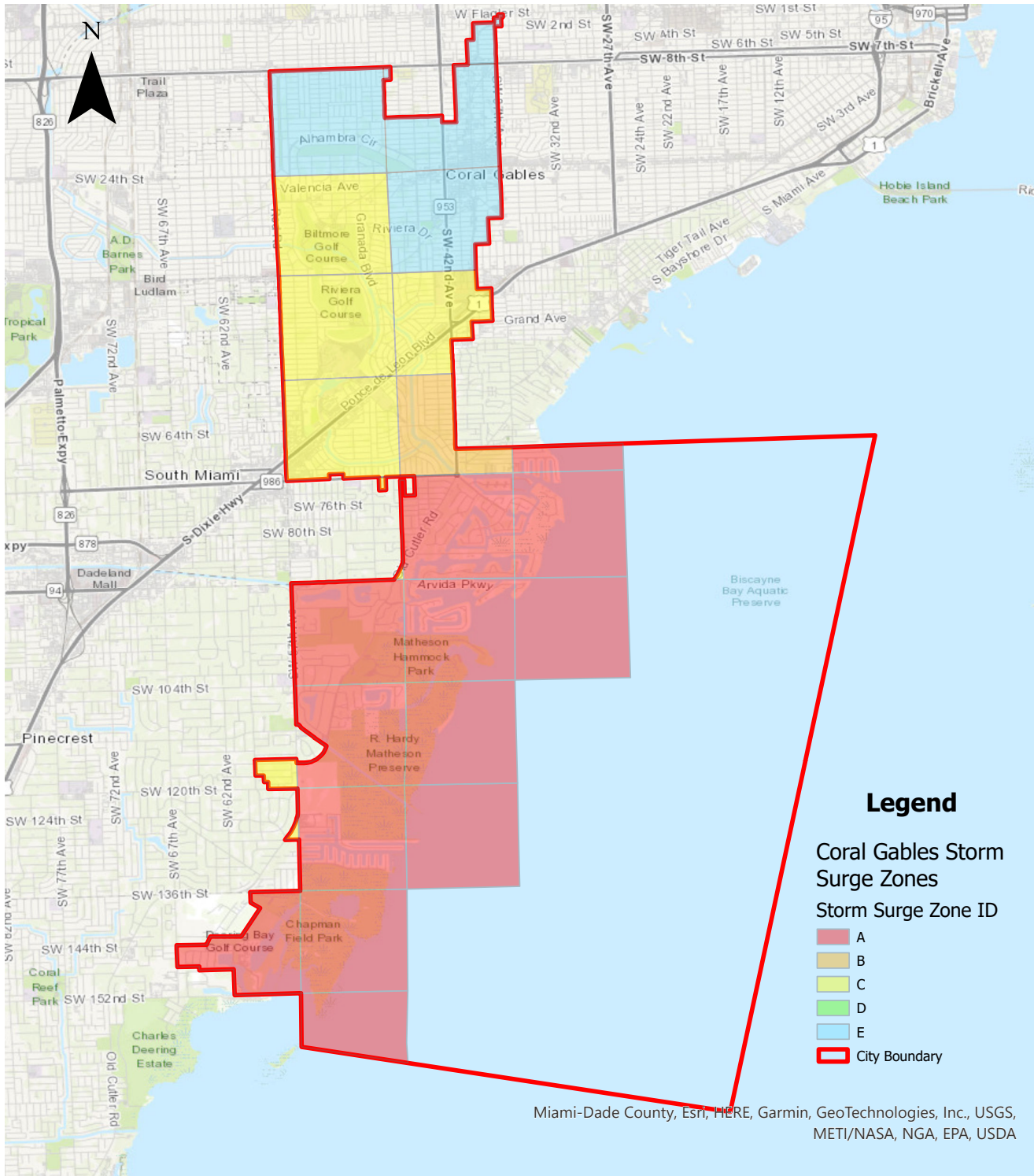
Zone D is at risk for storm surge for Category 4 and higher storms.

Zone B is at risk for storm surge for Category 2 and higher storms.

Zone E is at risk for storm surge from Category 5 storms.

Zone C is at risk for storm surge for Category 3 and higher storms.

Coral Gables Storm Surge Zones



! Storm surge threat depends on hurricane track, strength, and projected storm surge. To determine your zone go to coralgables.com/hurricane or miamidade.gov/hurricane.

EMERGENCY AND EVACUATION ASSISTANCE PROGRAM

If you or a loved one has limited mobility or complex medical needs, sign up for the **Emergency and Evacuation Assistance Program (EEAP)** or register for a Wellness Check.

The EEAP will provide registered applicants with specialized transportation, shelter, medical monitoring, and wellness exams.

EEAP eligibility requirements are as follows:

- Individual cannot evacuate on their own due to medical or specialized transportation needs.
- Individual is homebound or bedridden.
- Individual is on life-sustaining medical equipment that requires electricity.
- Individual requires assistance with daily activities.

To register call 311 or visit miamidade.gov/hurricane.

If interested in receiving a Wellness Check after the storm, call 311 or visit miamidade.gov/hurricane and select 'wellness check' within the EEAP registration form.

HURRICANE WATCH

Prepare to be self-sustained for a minimum of 72 hours after a storm!

- Bring in outdoor furniture, wind chimes, potted plants, grills, and other items that may move during a storm.
- Check evacuation supplies or family disaster.
- Clean bathtub and fill with water. If you lose water pressure, use buckets for flushing toilets.
- Complete securing home shutters.
- Contact family members to coordinate storm preparation.
- Cover irreplaceable items; move items away from windows.
- Fill up drinking water containers.
- Freeze plastic jugs or cartons of water.
- Place important documents and photos in waterproof bags.
- Secure insurance information.
- Fill up vehicles and propane tanks and secure fuel for generators.
- Identify any special medical needs (refrigerated medicines, equipment requiring electricity, etc.).
- Notify out-of-town family or friends that you may be evacuating.
- Prep and test generator if you have one but do not operate.
- Remove turbine and cap vent hole when storm is approaching.
- Review evacuation plan.
- Secure outdoor gates. Reinforce garage door.
- Tie down or stabilize boat.
- Turn on TV or radio for continuous updates.
- Turn refrigerator and freezer to coldest setting and don't open unless necessary.
- Photograph and list your possessions for claims purposes. Store information with your policy in a safe place.



DURING A WARNING OR STORM

36-hours or less, or when the storm makes landfall:

- Be alert for tornadoes which are often spawned by hurricanes.
- Do not go outdoors until advised the storm has passed. Winds can calm and start-up again.
- Do not open doors or windows, *not even to “just take a look”.
- Do not operate gas grill or portable generator inside your home.
- Go to your safe room if conditions warrant.
- Keep a flashlight with you.
- Keep battery-operated radio or TV on an emergency information station.
- Stay away from windows.
- Stay off the phone unless absolutely necessary.
- Turn off utilities if told to do so by authorities.
- Unplug small, electric appliances

If your home is damaged:

- Close all interior doors. Secure and brace external doors.
- Take refuge in a small interior room, closet or hallway.
- If you are in a multiple-story building and away from the water, go to the first or second floors and take refuge in interior room away from windows.
- If you are in a two-story house, go to an interior first-floor room, such as a bathroom or closet.
- Stay away from windows and doors even if they are covered.
- Shelter under a table or other sturdy object to protect from falling debris.



FLOOD MANAGEMENT

Flood Management is a community-based effort to prevent or reduce the risk of flooding, resulting in a more resilient community. Ensure your property is protected.

In addition to the safety benefits, taking precautions in the event of flooding can lower residents' flood insurance premiums. Check to see if you live in a flood zone and other flood related information by visiting coralgables.com/floodprotection.



AFTER THE STORM

Road Safety

DO NOT venture out in the hours immediately following a hurricane.

More injuries and fatalities occur after a major storm event than as a result of the weather.

- ◆ Do not visit disaster areas. Your presence may slow down emergency operations.
- ◆ Obey curfews. They are mandatory and will be evaluated daily.
- ◆ Stay away from power lines and electrical wires. Electrocution is the second biggest cause of fatalities.
- ◆ Drive slowly and approach all intersections with extreme caution.
- ◆ Drivers should stop at flashing red lights and proceed cautiously through flashing yellow lights
- ◆ Driving is extremely hazardous. Do not drive unless absolutely necessary.
- ◆ If there is danger of flooding and your vehicle stalls, leave it immediately and seek higher ground.
- ◆ Never drive through flooded roadways. The depth of the water is not always apparent. Rapidly rising water may engulf the vehicle and its occupants, sweeping them away.
- ◆ Treat intersections with missing/non-working traffic signals or missing stop signs as a four-way stop.

Help Us Help You

In order to expedite the debris recovery process:

- ◆ Keep debris piles away from fire hydrants, traffic signs and street markers.
- ◆ Keep tree debris and other vegetative material separate from all other household waste.
- ◆ Do not mix construction debris and household items within vegetation piles.
- ◆ Debris should not be placed directly under overhead hazards such as wires, street lights, and tree limbs.
- ◆ Keep debris piles off roadways.
- ◆ Keep storm drains clear of storm debris and household waste.
- ◆ Keep tree trimmings to 4-6 feet in length.
- ◆ Garbage and recycling will begin as soon as possible.




IMPORTANT PHONE NUMBERS

City of Coral Gables	305-446-6800 Monday through Friday, 8 a.m. to 5 p.m.
Coral Gables Storm Information Hotline	305-460-5401
Pre-recorded Emergency Information	305-800-NEWS
Police, Fire, Emergency Medical Emergencies	911
Police and Fire NON-emergency	305-442-1600
Power Outages (FPL)	1-800-4OUTAGE(688243) or fplmaps.com



OTHER IMPORTANT CONTACTS

Emergency Notifications	Sign up on the Everbridge App  or text "CoralGables" to 888-777
FEMA	fema.gov
National Weather Service	weather.gov/miami
WLRN Radio	91.3 FM with battery-operated radio.



12 WAYS TO PREPARE


<input type="checkbox"/>	<input type="checkbox"/>	<input type="checkbox"/>	<input type="checkbox"/>	<input type="checkbox"/>	<input type="checkbox"/>
Sign up for alerts	Make a plan	Set aside funds for an emergency	Practice emergency drills	Test family communication plan	Safeguard documents
<input type="checkbox"/>	<input type="checkbox"/>	<input type="checkbox"/>	<input type="checkbox"/>	<input type="checkbox"/>	<input type="checkbox"/>
Plan with neighbors	Make your home safer	Know evacuation routes	Assemble or update supplies	Get involved in your community	Document and insure property



City of Coral Gables

405 Biltmore Way
Coral Gables, FL 33134

First Class
U.S. Postage
Paid
Miami, FL
Permit # 6264



Vince Lago, Mayor

Rhonda Anderson, Vice Mayor

Kirk Menendez, Commissioner

Melissa Castro, Commissioner

Ariel Fernandez, Commissioner

Amos Rojas, Jr., City Manager

Cristina M. Suárez, City Attorney

Billy Y. Urquia, City Clerk

ADA Notice: If you would like this publication in an alternate format or if you need a reasonable accommodation to participate in a City event, program or activity, please contact the City's ADA Coordinator at 305-722-8686 (voice), 305-442-1600 (TTY/TDD) or e-mail at ada@coralgables.com.